

Unit 1: Aa, Bb, Cc

Listen and Repeat



Aa




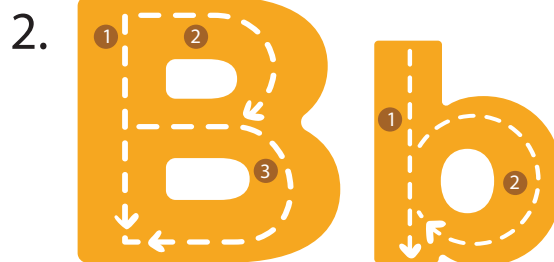
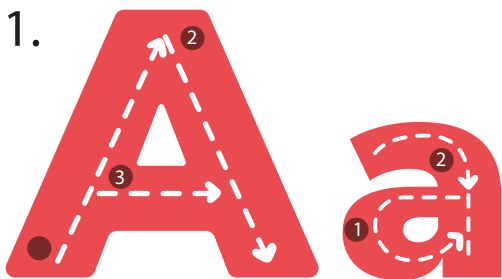
Bb



Cc



Look and Trace



I Spy

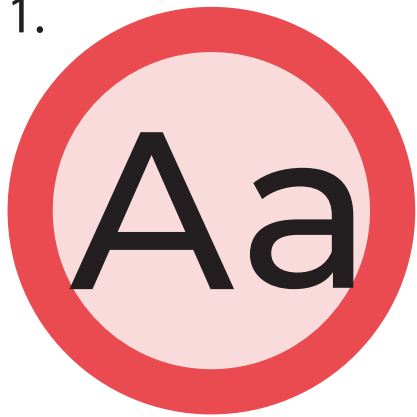
The teacher displays all vocabulary images or words on the screen. The teacher selects one of the items and gives a clue. "I spy something red." The students must guess which item the teacher has chosen.

1



Listen and Repeat




1.



2.



3.






Bingo

Hand out pieces of paper with 9 empty boxes (3x3) and display 8 vocabulary words in the boxes of their choosing. One box is a Free Space. The students take turns saying word. Students put an X over the word. When a student has marked three words in a row, they yell BINGO!

Say and Match




1.



4.



2.




5.



3.



6.



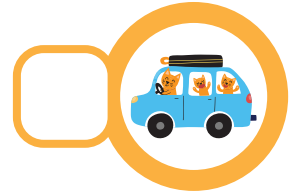
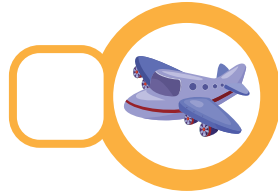
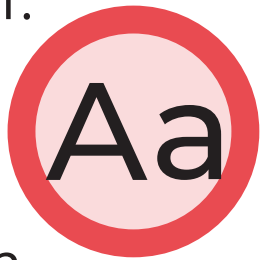
Telephone Race

The teacher places flashcards for the vocabulary words at the front. Students form lines of 5 or 6. The first person in each group comes to the front with the teacher. The teacher whispers the vocabulary word to the students. They return to their lines. They whisper the word to the student behind them. Second student repeats it for the third person. When the last person in the line receives the word they race to the front to grab the correct flashcard.



Look and Check




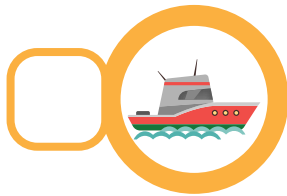

1.



2.




3.



Match and Write






1.



2.



3.



Stop / Go Race

The teacher displays two images on the screen. One image represents stop, the other represents go. When the teacher says the signal word that means 'go', the students move across the room. The students stop when the teacher says the signal word for 'stop'. Students who fail to stop must move back to the starting spot.